Certificate of Calibration

Date of Issue 03 July 2025

Certificate No. 4690550001

0013

Issued by
Trescal Ltd
Park Gate Close, Bredbury Park Way
Bredbury, Stockport
SK6 2SL, UK
Tel: +44 (0)161 4067878

APPROVED SIGNATORY
William Merryman (262)
(Signed electronically)

Customer:
PPT Group UK Ltd t/a Mecmesin, Newton House, Spring Copse Business Park
Slinfold, Horsham, West Sussex, RH13 0SZ

Location of calibration:
Trescal Ltd, Park Gate Close, Bredbury Park Way
Bredbury, Stockport, SK6 2SL, UK

Equipment Details:

Description:	Speed Verification Tool		
Manufacturer:	ELV	Customer Ref:	TM0408
Type No:	LSU 100	Date of Receipt:	23 Jun 2025
		Order No:	138655-1
Serial No:	PEQ1853837	Our Reference:	00527564
Calibrated By:	Jack Turner	Date of Calibration:	03 Jul 2025

Calibration Summary
This certificate is issued in accordance with the laboratory accreditation requirements of the United Kingdom Accreditation Service. It provides traceability of measurement to the SI system of units and/or to units of measurement realised at the National Physical Laboratory or other recognised national metrology institutes. This certificate may not be reproduced other than in full, except with the prior written approval of the issuing laboratory.
Assessment of conformance has been undertaken in accordance with the agreed decision rule detailed within this certificate.

Status on Receipt: Measured Values Only
No assessment of conformance has been undertaken.

Status on Despatch: Measured Values Only
No assessment of conformance has been undertaken.

Action(s) Taken: Full Calibration

Ambient Conditions: Temperature: 20 ±2 °C Humidity: 35 ±20 %rh

Customer requested calibration due date:

The results given within this certificate only relate to the item calibrated. The expanded uncertainties quoted refer to the measured values only, with no account being taken of the instruments ability to maintain its calibration. The reported expanded uncertainty is based on a standard uncertainty multiplied by a coverage factor k = 2, which for a normal distribution corresponds to a coverage probability of approximately 95%. The uncertainty evaluation has been carried out in accordance with UKAS requirements.

Agreed and applied Decision Rule used to determine conformance:

It has been stipulated by the customer that assessment of conformance is not required. (Trescal Rule 0)
Reference: Trescal document TRE/DEC/0004 Issue 1

Calibration Equipment Used

Asset No	Due Date	Asset No	Due Date
120500	31/08/2025	ELect Temp	30/09/2025
FC224	31/07/2025	FC571	01/04/2026
FC628	31/01/2026	FC657	31/10/2025

The following information and any identified symbols are used by Trescal in determining the conformance of the device at each measurement point, which is then evaluated in line with the requested decision rule. Where this decision rule is of a "Binary Rule" type then the "Conditional Pass & Fail" statuses are treated as specified by the chosen decision rule. The overall conformance statement determined is given on page one of this certificate.

Key to results annotations, where applicable

* The measurements marked thus have been determined to be outside the specification, due allowance having been made for the expanded uncertainty.
! The measurements marked thus are within the specification by a margin less than the expanded uncertainty.
^ The measurements marked thus are outside the specification by a margin less than the expanded uncertainty.
@ The expanded uncertainty is significant in relation to the unit specification and it is therefore not possible to demonstrate conformance unambiguously.
$ The measurements marked thus do not lie within the scope of the Laboratory's prevailing UKAS accreditation but are reported herein for completeness.

Basis of Test: Measured Results.

This instrument has been measured using laboratory standards for the distance between the laser sensors operating the stopwatch (Figure 1), with the datum laser being at the bottom of the column. Repeat readings were taken to determine the accuracy and the measured results reported in the following tables:

Position reference	Nominal length (mm)	Start position (mm)	Stop position (mm)	Measured length (mm)
1	21	261.818	282.701	20.883
2	21	261.789	282.695	20.906
3	21	261.809	282.698	20.889
4	21	261.807	282.699	20.892
5	21	261.791	282.690	20.899
Mean		261.803	282.697	20.894
Maximum variation		0.029	0.011	0.023

Position reference	Nominal length (mm)	Start position (mm)	Stop position (mm)	Measured length (mm)
1	100	261.818	361.790	99.972
2	100	261.789	361.778	99.989
3	100	261.809	361.781	99.972
4	100	261.807	361.783	99.976
5	100	261.791	361.788	99.997
Mean		261.803	361.784	99.981
Maximum variation		0.029	0.012	0.025

Figure 1

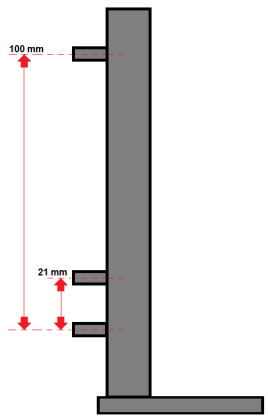

The dovetail bracket (Figure 2 & 3) was measured for the distance between faces with the following results:

Feature	Position	Nominal Distance (mm)	Measured Results (mm)	Mean Value (mm)	Parallelism (mm)
Upwards Distance	1	20.0	20.034	20.045	0.024
	2		20.039		
	3		20.043		
	4		20.051		
	5		20.058		

Feature	Position	Nominal Distance (mm)	Measured Results (mm)	Mean Value (mm)	Parallelism (mm)
Downwards Distance	1	20.0	19.958	19.974	0.021
	2		19.978		
	3		19.979		
	4		19.979		
	5		19.976		

Figure 2

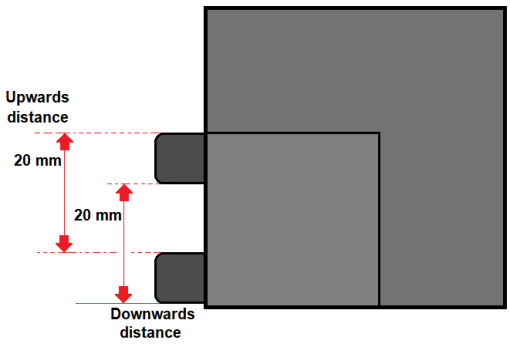

Figure 3

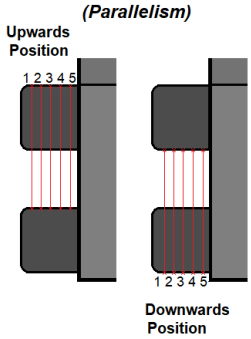

Uncertainty of measurement : ±0.003 mm (Linear)
±0.005 mm (Laser Displacement)

Calibration Procedure : QCD/CALP/18
Our Reference : AFD469055

Calibration Procedure: The instrument was placed in the laboratory for 24 hours prior to calibration for stabilisation purposes. Tests were made by comparison with a standard counter at the given indications. The equipment was calibrated in a controlled environment using devices having known and traceable values. The uncertainties reported refer to the measured values only with no account being taken of the instrument ability to maintain its calibration.

Time Checks

UUT Indication	Standard Indication		Standard Equivalent
00 hr 00 min 05.129 sec	5.126	sec	0 min 05.126 sec
00 hr 00 min 9.979 sec	9.969	sec	0 min 09.969 sec
00 hr 00 min 29.977 sec	29.998	sec	0 min 29.998 sec
00 hr 01 min 59.986 sec	60.020	sec	1 min 00.020 sec
00 hr 05 min 00.079 sec	300.035	sec	5 min 00.035 sec
00 hr 10 min 00.035 sec	599.994	sec	9 min 59.994 sec

The overall uncertainty in the measurement was:

± 0.05 seconds of indication

Specification taken from:

Measured results only

End of Results